

# Gravity Sewer Pipe





NON-PRESSURE-RATED PVC PIPE



ASTM D3034 / F679  
ASTM D1784 Cell Class 12454

Gasket: ASTM F477  
Joint ASTM D3212

1700 S. Lincoln St., Siloam Springs, AR 72761

Description	Gravity Sewer Pipe			
	ASTM D3034 Type PSM Sizes	ASTM F679 Sizes		
	4", 6", 8", 10", 12", 15"	18", 21", 24"		
 <p><b>Gasket Joint</b></p> <p>Flexible elastomeric Rieber locked-in gasket provides a tight seal that protects and compensates for expansion, contraction, vibration for other movements.</p> <p>Quick and easy to assemble with a simple push, there is no field mixing or application of cement.</p> <p><b>Meets or exceeds ASTM D3212</b></p> <p>Standard specifications for joints for drain and sewer plastics pipe using flexible elastomeric seal.</p> <p><b>Nominal Laying Length: 14 &amp; 20 foot</b></p> <p>In accordance with ASTM standards</p> <p>Color: Green <span style="display:inline-block; width:20px; height:10px; background-color:green; vertical-align:middle;"></span></p>				
	<table border="1"> <tr> <td>ASTM D3034</td> </tr> <tr> <td>SDR35 (PS-46)</td> </tr> <tr> <td>SDR26 (PS-115)</td> </tr> </table>		ASTM D3034	SDR35 (PS-46)
ASTM D3034				
SDR35 (PS-46)				
SDR26 (PS-115)				

**Product Standard:**

ASTM D3034 Type PSM (4' thru 15")  
ASTMF679 (18" thru 24")

**Pipe Compound:** ASTMD1784 Cell Class 12454

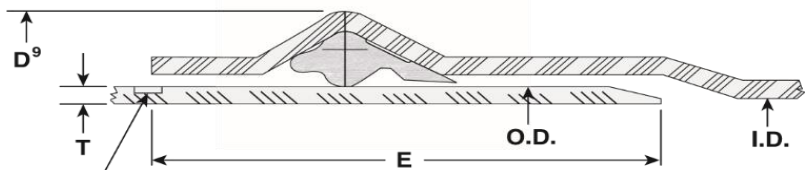
**Gasket:** ASTM F477

**Integral Bell Joint:** ASTM D3212

**Nominal Laying Length:** 14 to 20 feet

**Installation:**

UniBell Installation guide for Non-Pressure rated gravity sewer pipe.



Assembly Mark

- I.D. Inside Diameter
- O.D. Outside Diameter
- T. Minimum Wall Thickness
- D9 Bell Outside Diameter
- E. Distance between assembly mark and the spigot.

This Information may have updates. Please visit: [jetstreampipes.com](http://jetstreampipes.com) for all updated information.

**THIS PRODUCT IS MADE IN AMERICA**

Printed 2021

# Gravity Sewer Pipe



NON-PRESSURE-RATED PVC PIPE

## SDR-35

## PS-46

Max Pressure Meets ASTM D3034

Size	Average OD	Nominal ID	Min Wall	Bell Depth	Bell OD	Insertion depth	Weigh per foot	Pallet footage	order units	FT Truck
4"	4.215	3.955	0.120	4-3/8"	4.975	4.00	1.100	1,260	4	22,680
6"	6.275	5.893	0.180	5-1/8"	7.215	4.50	2.424	560	4	10,080
8"	8.400	7.891	0.240	5-13/16"	9.675	5.00	3.156	336	4	6,048
10"	10.500	9.864	0.300	6-1/16"	12.085	5.00	6.790	168	4	3,024
12"	12.500	11.737	0.360	6-3/8"	14.025	5.25	9.661	224	6	2,688
15"	15.300	14.374	0.437	7-3/8"	17.075	6.25	14.519	42	2	1,512

## SDR-35

## PS-46

Max Pressure Meets ASTM F477

Size	Average OD	Nominal ID	Min Wall	Bell Depth	Bell OD	Insertion depth	Weigh per foot	Pallet footage	order units	FT Truck
18"	18.701	17.644	0.499	8-1/8"	20.925	7.00	21.930	42 / 28	2	1,050.00
21"	22.047	20.801	0.588	9-3/8"	24.700	8.25	30.570	28	2	672.00
24"	24.803	23.402	0.661	9-7/8"	27.300	8.75	38.860	28	2	672.00

## SDR-26

## PS-115

Max Pressure Meets ASTM D3034

Size	Average OD	Nominal ID	Min Wall	Bell Depth	Bell OD	Insertion depth	Weigh per foot	Pallet footage	order units	FT Truck
4"	4.215	3.871	0.162	4-3/8"	4.975	4.00	1.437	1,260	4	22,680
6"	6.275	5.764	0.241	5-1/8"	7.215	4.50	3.209	560	4	10,080
8"	8.400	7.715	0.323	5-13/16"	9.675	5.00	5.771	336	4	6,048
10"	10.500	9.644	0.404	6-1/16"	12.085	5.00	9.039	168	4	3,024
12"	12.500	11.480	0.481	6-3/8"	14.025	5.25	12.763	224	6	2,688
15"	15.300	14.053	0.588	7-3/8"	17.075	6.25	19.216	42	2	1,512

## SDR-26

## PS-115

Max Pressure Meets ASTM F477

Size	Average OD	Nominal ID	Min Wall	Bell Depth	Bell OD	Insertion depth	Weigh per foot	Pallet footage	order units	FT Truck
18"	18.701	17.279	0.671	8-1/8"	20.925	7.00	29.130	42 / 28	2	1,050.00
21"	22.047	20.371	0.791	9-3/8"	24.700	8.25	40.740	28	2	672.00
24"	24.803	22.919	0.889	9-7/8"	27.300	8.75	51.730	28	2	672.00



This Information may have updates. Please visit: [jetstreampipes.com](http://jetstreampipes.com) for all updated information.

Customer Service 1-800-643-3470

**THIS PRODUCT IS MADE IN AMERICA**

Printed 2021